

Audi TT

Fitting Locations

No. 201 / 1

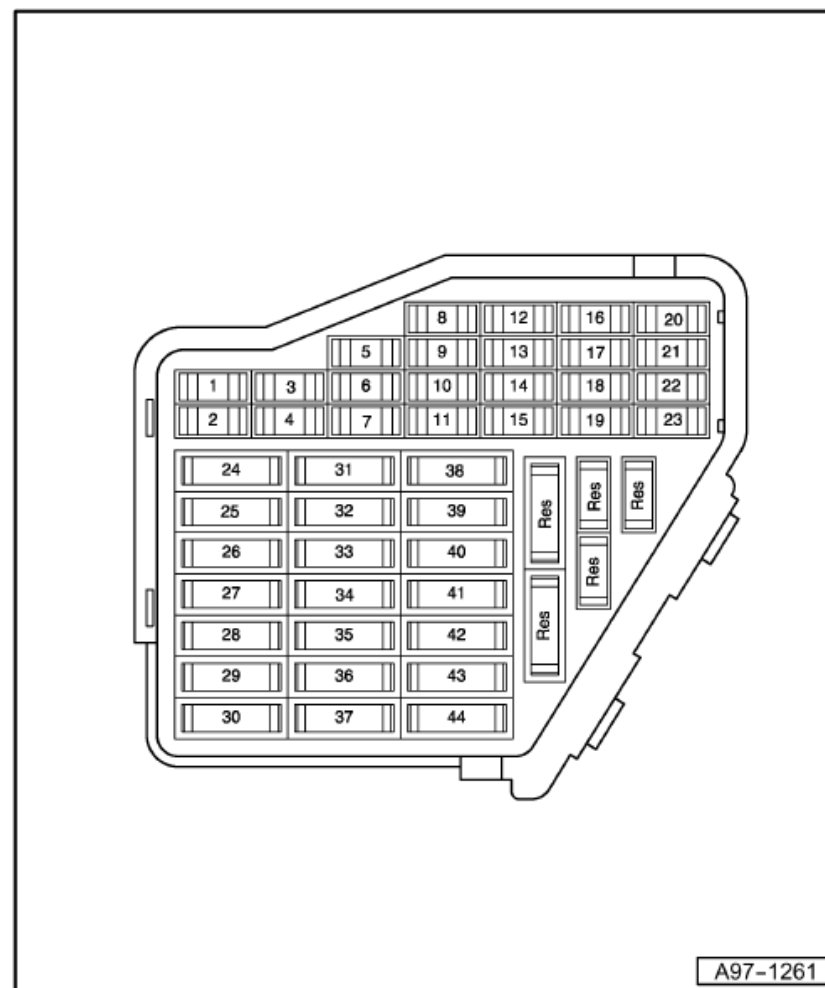
Edition 06.2004

Position of relays and fuses

Position of fuses in fuse box, dash panel, left

Fuse colours

- 30 A - green
- 25 A - white
- 20 A - yellow
- 15 A - blue
- 10 A - red
- 7.5 A - brown
- 5 A - beige



Audi TT**Fitting Locations****No. 201 / 2****Position of fuses in fuse box, dash panel, left**

No.	Designation in Current Flow Diagram	Fuse rating	Function/component		Terminal
1	- S1 - Fuse in fuse box	10A	- Z4 - - Z5 - - Z20 - - Z21 -	Heated exterior mirror, driver's side Heated exterior mirror, front passenger's side Heater element, left washer jet Heater element, right washer jet	75
2	- S2 - Fuse in fuse box	10A	- E3 -	Hazard warning light switch	75
3	- S3 - Fuse in fuse box	5A	- W6 - - J5 - - E87 -	Glove box light Fog light relay Air conditioning system/Climatronic operating and display unit	58
4	- S4 - Fuse in fuse box	5A	- X4 - - X5 -	Number plate light, left Number plate light, right	58
5	- S5 - Fuse in fuse box	7.5A	- E159 - - J151 - - J123 - - F47 -	Fresh air/air recirculating flap switch Continued coolant circulation relay Bulb monitoring device, front Brake pedal switch	15
6	- S6 - Fuse in fuse box	5A	- J429 -	Central locking control unit	15
7	- S7 - Fuse in fuse box	10A	- T16 - - F4 - - E3 - - G22 -	Diagnosis connection Reversing light switch Hazard warning light switch Speedometer sender	15
8	- S8 - Fuse in fuse box	5A	- J412 -	Mobile telephone operating electronics control unit	15
9	- S9 - Fuse in fuse box	5A	- J104 -	ABS control unit	75

Audi TT**Fitting Locations****No. 201 / 3**

No.	Designation in Current Flow Diagram	Fuse rating	Function/component	Terminal
10	- S10 - Fuse in fuse box Up to 10.2001	10A 15A*	- J220 - Motronic control unit J271 - Motronic current supply relay	30
10	- S10 - Fuse in fuse box From 11.2001 onwards	10A	- J429 - S contact J285 - Central locking control unit Control unit in dash panel insert	86s
11	- S11 - Fuse in fuse box	5A	- J285 - Control unit in dash panel insert G266 - Oil level and oil temperature sender -	15
12	- S12 - Fuse in fuse box	7.5A	T16 - Diagnosis connection - J412 - Mobile telephone operating electronics control unit R86 - Aerial amplifier for mobile telephone	30
13	- S13 - Fuse in fuse box	10A	- F - Brake light switch	30
14	- S14 - Fuse in fuse box	10A	J429 - Central locking control unit M27 - Door warning lamp, left M28 - Door warning lamp, right E183 - Interior monitor deactivation switch E150 - Interior locking switch, driver's side E188 - Rear lid remote release switch	30
15	- S15 - Fuse in fuse box	5A	- J285 - Control unit in dash panel insert J217 - Automatic gearbox control unit	30
16	- S16 - Fuse in fuse box	10A	- J293 - Radiator fan control unit	30
17	- Not used			
18	- S18 - Fuse in fuse box	10A	- M32 - Main beam bulb, right J5 - Fog light relay J285 - Control unit in dash panel insert	56

* - From model year 2001 onwards

Audi TT**Fitting Locations****No. 201 / 4**

No.	Designation in Current Flow Diagram	Fuse rating	Function/component	Terminal
19	- S19 - Fuse in fuse box	10A	- M30 - Main beam bulb, left	56
20	- S20 - Fuse in fuse box	15A	- V49 - Headlight range control motor, right - E102 - Headlight range control regulator - V48 - Headlight range control motor, left - J123 - Bulb monitoring device, front	56
21	- S21 - Fuse in fuse box	15A	- J123 - Bulb monitoring device, front	56
22	- S22 - Fuse in fuse box	5A	- J123 - Bulb monitoring device, front - M3 - Side light bulb, right - J285 - Control unit in dash panel insert	58
23	- S223 - Fuse in fuse box	5A	- J123 - Bulb monitoring device, front - M1 - Side light bulb, left - J285 - Control unit in dash panel insert	57
24	- S224 - Fuse in fuse box	20A	- J31 - Automatic intermittent wash and wipe relay - E22 - Intermittent wiper switch	75
25	- S225 - Fuse in fuse box	25A	- E87 - Air conditioning system/Climatronic operating and display unit - Heated rear window relay - J9 - Fresh air blower - V2 - Fresh air blower control unit - J126 -	75
26	- S226 - Fuse in fuse box	25A	- E15 - Heated rear window switch	75
27	- S227 - Fuse in fuse box	30A	- J531 - Cabrio windbreak control unit - E278 - Cabrio windbreak switch	75

Audi TT**Fitting Locations****No. 201 / 5**

No.	Designation in Current Flow Diagram	Fuse rating	Function/component		Terminal
28	- S228 - Fuse in fuse box	20A	- G6 -	Fuel system pressurisation pump	87
29	- S229 - Fuse in fuse box	15A	- J220 -	Motronic control unit	15
30	- Not used				
31	- S231 - Fuse in fuse box	5A 20A	- J492 - J217 -	Four-wheel drive control unit Automatic gearbox control unit	15
32	- S232 - Fuse in fuse box	10A	- N... -	Injectors	87
33	- S233 - Fuse in fuse box	20A 30A*	- J31 -	Automatic intermittent wash and wipe relay	30
34	- S234 - Fuse in fuse box	10A	- N75 - N205 - N249 -	Charge pressure control solenoid valve Inlet camshaft control valve 1 Turbocharger air recirculation valve	87
35	- Not used				
36	- S236 - Fuse in fuse box	15A	- E23 -	Front and rear fog light switch	75
37	- S237 - Fuse in fuse box Up to 10.2001	10A	- J429 - J285 -	S contact Central locking control unit Control unit in dash panel insert	86s
37	- S237 - Fuse in fuse box From 11.2001 onwards	20A	- J220 - J271 -	Motronic control unit Motronic current supply relay	30
38	- S238 - Fuse in fuse box	15A	- J429 - H8 -	Central locking control unit Anti-theft alarm system horn	30
39	- S239 - Fuse in fuse box	15A	- E3 -	Hazard warning light switch	30
40	- S240 - Fuse in fuse box	20A	- J4 -	Dual tone horn relay	30

* - From model year 2005 onwards

Audi TT**Fitting Locations****No. 201 / 6**

No.	Designation in Current Flow Diagram	Fuse rating	Function/component	Terminal
41	- S241 - Fuse in fuse box	15A	- U1 - Cigarette lighter	30
42	- S242 - Fuse in fuse box	20A	- R - Radio R12 - Amplifier	30
43	- S243 - Fuse in fuse box	10A 15A*	N80 - Activated charcoal filter system solenoid valve 1 N112 - Secondary air inlet valve J299 - Secondary air pump relay G70 - Air mass meter G235 - Exhaust gas temperature sender 1 -	87
44	- S244 - Fuse in fuse box	15A	- E94 - Heated driver's seat regulator E95 - Heated front passenger's seat regulator	30

* - 3.2 litre fuel injection engine, engine codes BHE, BPF

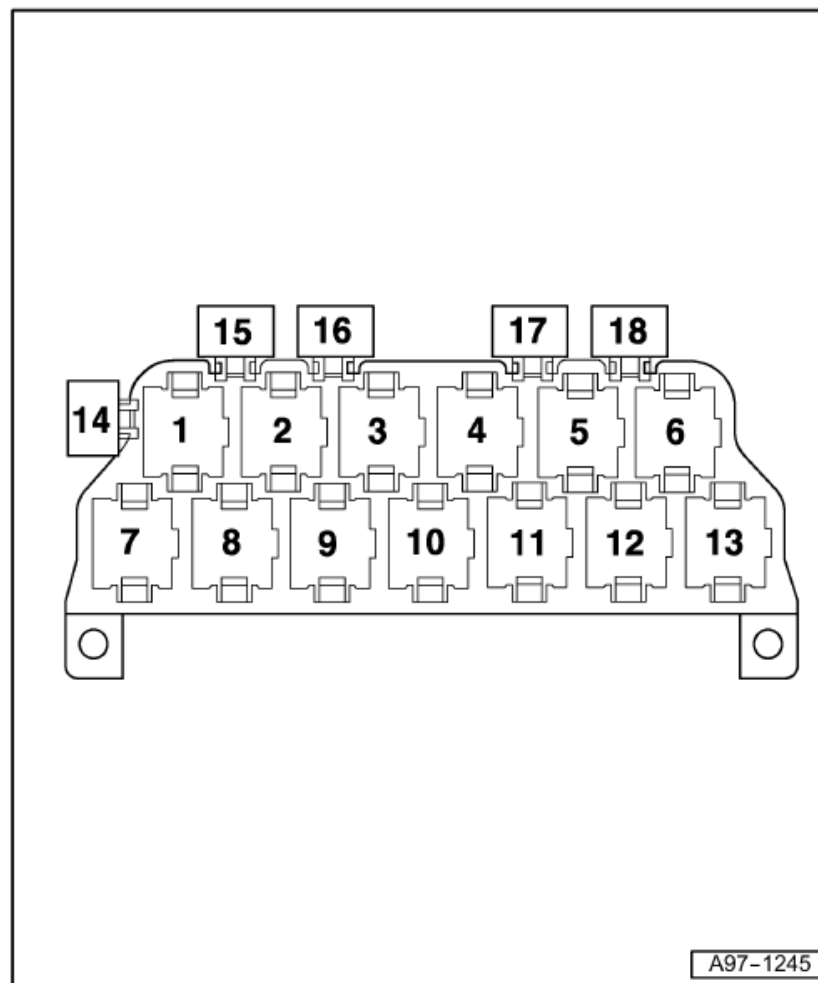
Audi TT

Fitting Locations

No. 201 / 7

13-point relay carrier above micro-central electrics

- 1 - Not used
- 2 - Bulb monitoring device, front - J123
- 3 - Bulb monitoring device, front - J123
- 4 - Fog light relay - J5
- 5 - Starter inhibitor relay - J207
- 6 - Not used
- 7 - Brake light suppression relay - J508
 - Not used (from model year 2003)
- 8 - Not used
- 9 - Not used
- 10 - Heated rear window relay - J9
- 11 - Starter inhibitor relay - J207
- 12 - Cabrio windbreak control unit - J531
- 13 - Continued coolant circulation relay - J151 Reversing light relay - J219
- 14 - Not used
- 15 - Not used
- 16 - Not used
- 17 - Not used
- 18 - Differential lock fuse - S187 (Haldex coupling) (up to model year 1999)
 - Not used (from model year 2000)



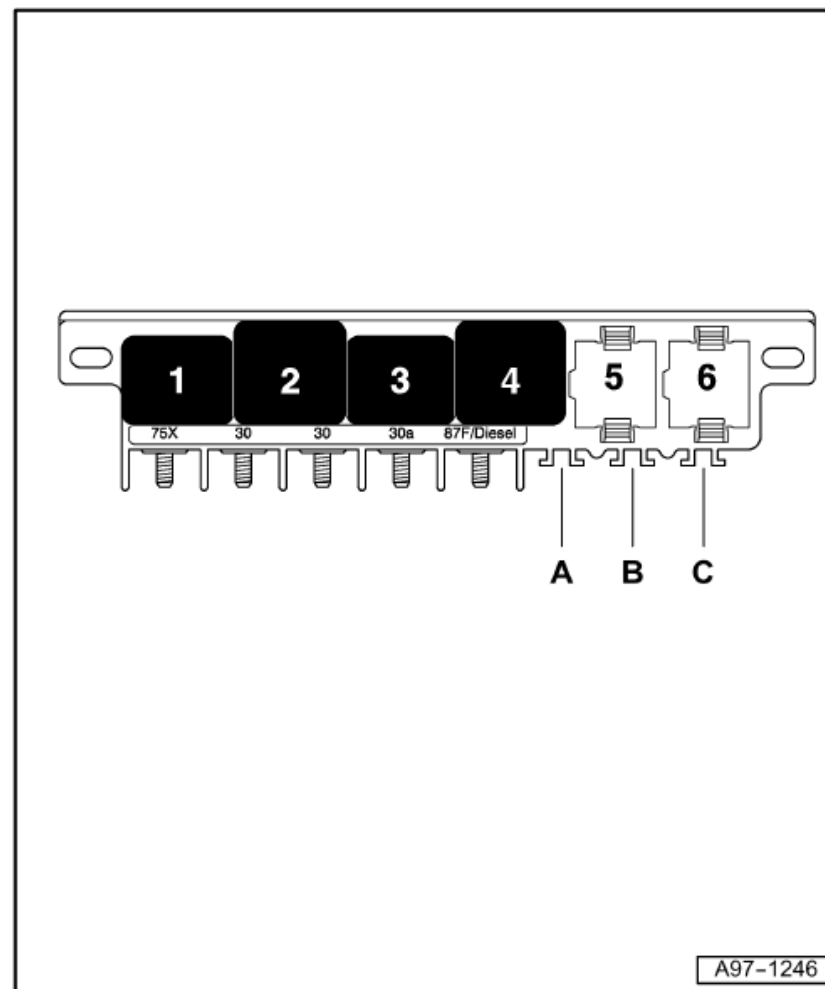
Audi TT

Fitting Locations

No. 201 / 8

Micro-central electrics below shelf, left

- 1 - Dual tone horn relay - J4
- 2 - X contact relief relay - J59
- 3 - Not used
- 4 - Fuel pump relay - J17
- 5 - Automatic intermittent wash and wipe relay - J31
- 6 - Automatic intermittent wash and wipe relay - J31
- A - Convertible roof actuation fuse - S67
- B - Hydraulic pump relay fuse - S279
- C - Electric window thermo-fuse - S43

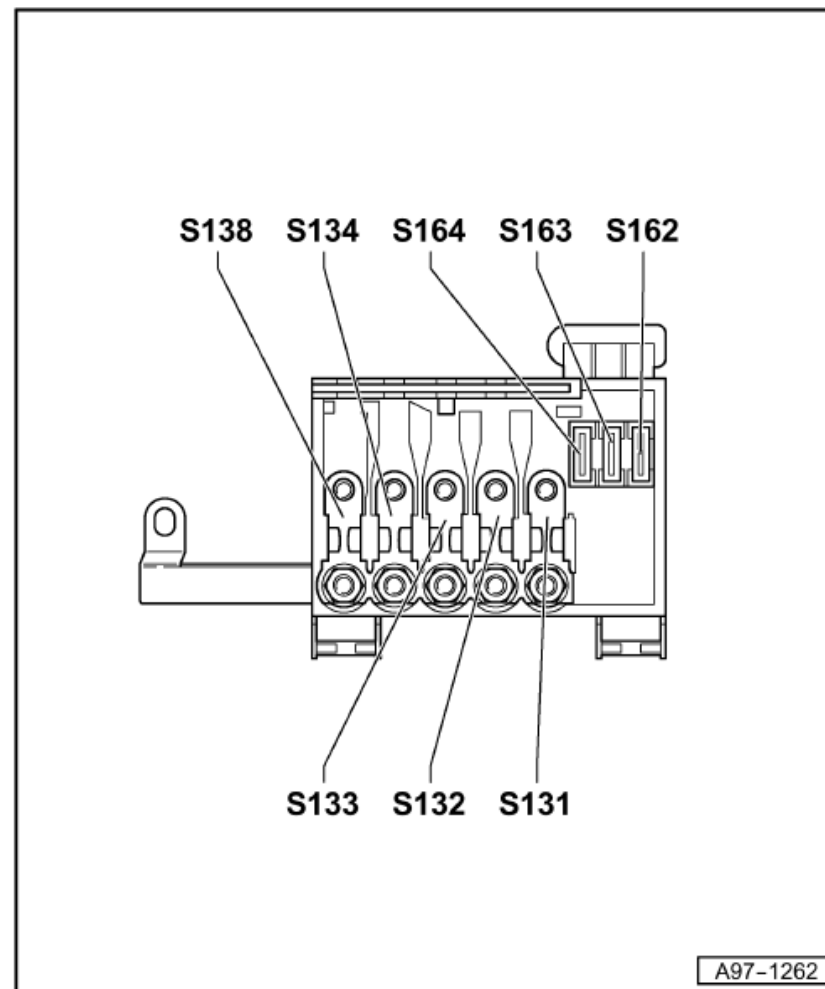


Audi TT

Fitting Locations

No. 201 / 9

Main fuse box/battery

S131 - Fuse 1**S132 - Fuse 2****S133 - Fuse 3****S134 - Fuse 4****S138 - Fuse 5****S162 - Fuse 1 (30) in fuse box on battery****S163 - Fuse 2 (30) in fuse box on battery****S164 - Fuse 3 (30) in fuse box on battery**

Audi TT

Fitting Locations

No. 201 / 10

Protective housing for relays in engine compartment

- 1 - Secondary air pump relay - J299
- 2 - Motronic current supply relay - J271
- 3 - Hydraulic pump relay fuse - S279
- 4 - Secondary air pump fuse - S130
- 5 - Not used
- 6 - Not used
- 7 - Automatic gearbox control unit fuse - S113
- 8 - Not used
- 9 - Not used

